



e-STUDIO2550C

25 pages per minute colour

A4/A3 duplex

Print, Scan, Copy

Fax option available

Additional Paper Trays Available

Finisher available



Kewvisum, Unit 2 Petersfield Business Park, Bedford Road, Petersfield, Hampshire, GU32 3QA
Tel: 0844 887 0200 Fax: 0844 887 0199 Email: support@kewvisum.com



Document Manager

- Economical and compact multifunctional A3 colour system
- Copy – Print – Scan – Connect – Store
- Excellent colour quality and flexible finishing options
- Highly intuitive user interface

e-STUDIO2050c
e-STUDIO2550c
e-STUDIO2050cSE
e-STUDIO2550cSE



SAP® Printer Vendor Solution



More brain, smaller footprint – the new e-STUDIO2550cse series

From now on full colour MFP performance is no longer limited to high priced systems embedded into large print workflows. Toshiba's new e-STUDIO2550cse series feature full-colour multifunctionality, a compact footprint plus stunning cost-efficiency. For the first time, even small workgroups are able to afford the benefits of true MFP functionality fitted into a new, beautiful design.

Compact design based on a sophisticated construction

We designed brand-new models which combine high performance, incredible efficiency and excellent user friendliness. The new e-STUDIO2550cse series have the talent to expand your print capabilities and enhance your document workflow.

Even when equipped with numerous finishing options their small footprint is truly impressive. This makes the MFPs versatile and flexible to use in almost any office environment.

High reliability and user friendliness

Total cost of ownership has been a key objective in developing these exciting new products and the e-STUDIO2550cse series has been developed to greatly reduce the down time of the machine during maintenance, increasing the uptime at the customer's site. The scaled down footprint makes it small but mighty and as with all Toshiba MFPs, reliability and durability standards are high.

Usability and user friendliness are key in optimising your document workflow. The well-designed large-scale touch panel catches the eye of any

user at first sight. Next you will notice the intuitive usability. All functions are clearly displayed, which makes them easy to use and allows for fast and efficient document handling.

With Toshiba, the one-touch MFP workflow is a reality. You can define individual one-touch templates within different user groups to optimise and simplify your personal workflow needs.

Let's get productive

The e-STUDIO2550cse series can produce all of your business output in monochrome or colour, at a printing speed of 20/25 ppm. The colour scan function option performs at up to 50 ppm at a resolution of 300 dpi.

Several options are available. Starting with the 100-sheet RADF for your originals all the way up to various optional paper cassettes, such as the large capacity feeder. With all options combined, the standard paper capacity increases up to a more than comfortable 2,900 sheets from 5 different paper sources.



The clear and intuitive design of the user menu makes the operation via the large touch panel easy and efficient. Professional print job distribution is waiting at your fingertips. User accounts and department codes are easily accessible, boosting the workflow performance even more.



Small but mighty

The e-STUDIO2550cSE series is a compact, multifunctional product that packs a punch. With high levels of functionality and excellent output quality, you get more bang for your buck.

Finishing to perfection

The new e-STUDIO2550cSE series feature various finishing options, ranging from a job separator and an inner finisher with 50-sheet multiple-position stapling up to a professional saddle-stitch finisher. The latter has a capacity of 1,000 sheets and can create booklets with up to 60 pages so you have all the tools you need to create professional looking documents.

Boosting the document workflow

With the Toshiba Secure Hard Disk Drive, functionality expands even further. In addition to state-of-the-art data security, you also have a number of features to hand, which will increase the efficiency of your document workflow.

e-Filing with over 10,000 one-touch-templates will help you process and store your documents effectively. The large number of department and user codes make user and print management easier than ever.

Don't go for less quality

Toshiba constantly invests in research to improve colour quality and output stability. The e-STUDIO2550cSE series use a newly designed toner, which expands the colour gamut even further and results in improved colour reproduction. High-definition prints show even the finest details, resulting in an excellent image quality you would not expect from such an affordable machine.

Connect with the world

The e-STUDIO2550cSE series smoothly integrates into existing workflows via the powerful and time-tested e-BRIDGE X controller technology waiting on-board. The e-BRIDGE Open Platform allows a broad variability of print job and workflow optimisation options. The result is efficiency at it's best, again.



Security Enhanced

With its innovative Secure Hard Disc Drive (HDD) Toshiba has set new security standards and provides ultimate security for sensitive data. Every time you print, copy or scan, data is stored on the hard disc of the system. This data should not fall into the wrong hands and needs

Toshiba Security

- ✓ Secure HDD¹⁾
- ✓ IP/MAC address filter
- ✓ Port filter
- ✓ Support of SSL protocol
- ✓ Support of IPsec²⁾ protocol
- ✓ Role Based Access Control
- ✓ IEEE802.1X compliant
- ✓ IEEE2600.1 compliant³⁾

¹⁾ optional on non CSE models

²⁾ with IPsec Enabler

³⁾ with Data Overwrite Kit

powerful protection. Until now high-level security in most cases also meant a considerable loss of performance. But thanks to Toshiba's Secure HDD this is something of the past. The 256-bit AES encryption happens in near real-time and the encryption key is stored on the hard disc drive itself. Furthermore, the Toshiba Secure HDD knows which device it has been built into and requires the system to authenticate itself against the hard disc before allowing the data to be accessed. If this authentication fails, the encryption key will be deleted, guaranteeing that your data is safe.

SE SECURITY ENHANCED
Powerful Protection for Sensitive Data

While in the past invalidating the data on a hard disc at the end of a products lifetime was extremely time-consuming, Toshiba's innovative Secure HDD allows you to do this within just a few seconds.

The security enhanced colour systems of the e-STUDIO2550CSE series (CSE models) not only features the Toshiba Secure HDD, but also offers you a large range of supplementary security measures. With e-BRIDGE ID Gate, for example, you have the possibility to control access and user rights via a contactless card reader and prevent unauthorised usage.

Our responsibility to you and the environment

At Toshiba we are committed to caring for the environment and through our Carbon Zero scheme; we offset the carbon footprint of each Toshiba multifunction product (MFP) incurred during the procurement, manufacture and delivery of the product which allows for positive printing and copying with no detrimental effect on the environment.

The colour systems of the e-STUDIO2550CSE series comply fully with international environmental protection standards, operate pleasantly silent and are energy efficient. Materials have been tested for environmental friendliness and can be recycled hassle-free. Many components of the devices are already made of recycled plastic or are biomass-derived.

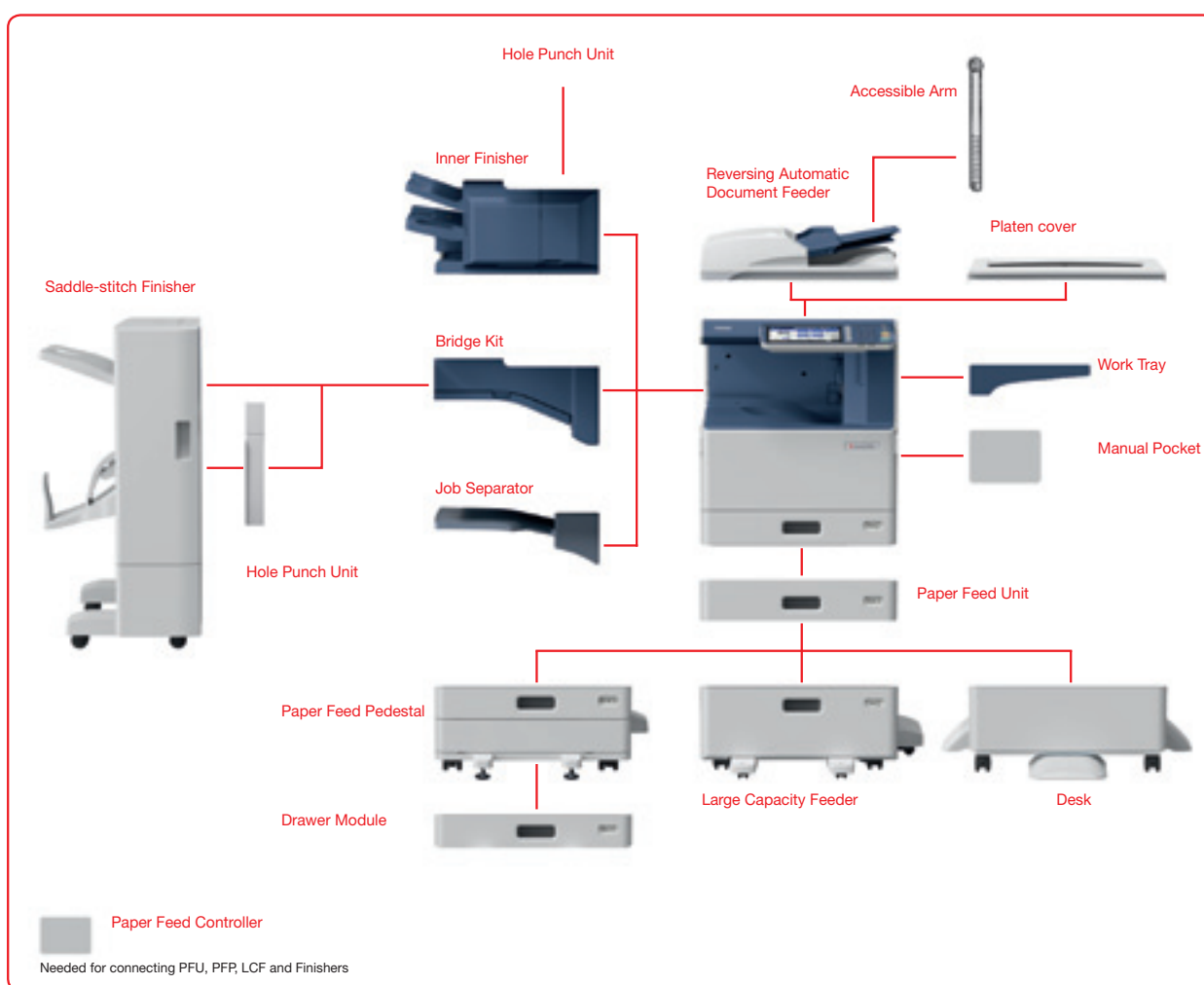


Friendly for your budget and the environment

Leaving a smaller footprint

The e-STUDIO2550CSE series consists of four models, available in two configurations. The e-STUDIO2050c/2550c includes a 250 sheet cassette, 100 sheet bypass tray, network print, scan functionality and 8GB SSD. The e-STUDIO2050CSE/2550CSE additionally includes; Toshiba secure HDD, Reversing Automatic Document Feeder, Paper Feed Controller and a 550 sheet cassette.

Configuration



Enabler Option

- Data Overwrite Enabler ¹⁾
- IPsec Enabler
- Meta Scan Enabler
- Unicode Font Enabler ¹⁾
- Hardcopy Security Kit ¹⁾
- Toshiba Secure HDD
- Front USB Kit

Wireless Option

- Wireless LAN Module
- Antenna







FAX Option

- FAX Unit
- 2nd Line for FAX Unit

Other Option

- e-BRIDGE ID Gate
- Harness Kit for Coin Controller

¹⁾ Requires Toshiba Secure HDD on non cse models

	 	 	
General	Print & Copy Speed Warm-up Time Paper Size & Weight Paper Capacity Automatic Duplex Controller Type Control Panel Memory Interface Dimensions & Weight	20/25 ppm (A4), 10/12 ppm (A3) Approx. 15 seconds (from low power mode) Cassettes: A5R-A3, 60-163 gsm Large Capacity Feeder ¹⁾ : A4, 60-163 gsm Bypass: 100 x 148 mm - A3, 60-209 gsm 250 sheets (Cassettes), 100 sheets (Bypass) Maximum: 2,900 sheets A5R-A3, 60-163 gsm Toshiba e-BRIDGE 9" (22.8 cm) colour touch panel LCD 8 GB SSD / 2 GB RAM, 160 GB Toshiba Secure HDD ²⁾ 10/100/1000BaseT (incl. IPv6), High Speed USB 2.0, WLAN ¹⁾ (IEEE802.11b/g) 575 x 590 x 662 mm (W x D x H), ~ 57 kg	OPTIONS PLATEN COVER – KA-1640PC RADF – MR-3024⁴⁾ 100-sheet capacity, A5R-A3, 35-157 gsm JOB SEPARATOR TRAY – MJ-5004 2 inner trays, 150- and 250-sheet capacity INNER FINISHER – MJ-1036 2 trays, 600-sheet capacity 50-sheet multi-position stapling 482 x 508 x 232 mm (W x D x H), ~ 15.3 kg SADDLE-STITCH FINISHER – MJ-1037 1 tray, 1,000-sheet capacity 50-sheet multi-position stapling Saddle-stitched booklets of up to 60 pages 575 x 492 x 942 mm (W x D x H), ~ 37 kg HOLE PUNCH UNIT – MJ-6007/MJ-6008 Options for Finisher MJ-1036/MJ-1037 Available in 2-holes (E), 4-holes (F) 120 x 245 x 597 mm (W x D x H), ~ 3.3 kg 126 x 463 x 174 mm (W x D x H), ~ 3.4 kg PAPER FEED UNIT – MY-1040 550 sheets (1 drawer), A5R-60-163 gsm 575 x 583 x 163 mm (W x D x H), ~ 9.5 kg PAPER FEED PEDESTAL – KD-1032 550 sheets (1 drawer), A5R-A3, 60-163 gsm 668 x 701 x 292 mm (W x D x H), ~ 16.3 kg LARGE CAPACITY FEEDER – KD-1031A4 2,000-sheet capacity, A4, 64-105 gsm 668 x 735 x 292 mm (W x D x H), ~ 26 kg OTHER OPTIONS DESK – MH-2050 PAPER FEED CONTROLLER – GH-1080⁴⁾ DRAWER MODULE – MY-1039⁴⁾ TOSHIBA SECURE HDD 160 GB²⁾⁴⁾ – GE-1220 FAX BOARD – GD-1320EU FRONT USB KIT – GR-1140 WORK TRAY – KK-4550 DATA OVERWRITE ENabler – GP-1070³⁾ e-BRIDGE ID-GATE – TWN3XX WIRELESS LAN MODULE – GN-1060 META SCAN ENabler – GS-1010 IPsec ENabler – GP-1080 UNICODE FONT ENabler – GS-1007³⁾ e-BRIDGE RE-RITE – GB-1280 ACCESSIBLE ARM – KK-2550
Print	Resolution Page Description Languages Supported Systems Print Functions	Max. 600 x 600 dpi (5 bit), 600 x 1,200 dpi (1 bit) XPS, PCL5, PCL5 and PostScript 3 compatible Windows 7/Vista/XP/Server 2008/Server 2003 (32/64 bit), Windows Server 2008 R2 (64 bit), Mac OS X, Linux/UNIX, Novell Netware (NDPS), Citrix, SAP, AS/400 Universal Driver, Driver templates, Driver plug-ins, Hold print ³⁾ , Print from USB, Tandem printing	
Scan	Resolution Scan Speed Scan Modes File Formats Scan Functions	Max. 600 x 600 dpi Up to 50 ipm (300 dpi) Auto-Colour (ACS), Colour, Greyscale, B&W JPEG, Multi/Single Page TIFF/XPS ³⁾ /PDF, Slim PDF, Secure PDF, Searchable PDF ¹⁾ (and other formats like DOC, XLS, RTF, TXT, PDF/A) ¹⁾ Web Services Scan (pull/push), Scan to USB, Scan to E-Mail, Scan to File (SMB, FTP, FTPS, IPX/SPX, local ³⁾), Meta Scan ¹⁾ , Scan to Box (e-Filing ³⁾), Remote TWAIN, TWAIN1.7/1.8/1.9 ³⁾	
Copy	Resolution First Copy Zoom Copy Modes	Max. 600 x 600 dpi Approx. 8.2 seconds 25-400% (platen), 25-200% (RADF) ¹⁾ Text, Text/Photo, Photo, Printed Image, Map	
Fax¹⁾	Communication Transmission Speed Compression Fax Memory Network-Fax Incoming Fax Routing	Super G3, G3 (opt. 2 nd line), Internet Fax T.37 Approx. 3 seconds per page JBIG, MMR, MR, MH 100 MB (SSD)/1 GB (HDD) ¹⁾ Transmission/Reception Driver for Windows 7/Vista/XP/Server2008 R2 To shared folders (SMB, FTP, IPX/SPX), E-mail, e-Filing ³⁾	
System & Security	Device Management System Features Accounting & Security	e-BRIDGE Fleet Management System ¹⁾ , TopAccess for remote administration and configuration e-Filing ³⁾ document server for secure storage ³⁾ , document distribution and Print on Demand (1 public box, 200 user boxes), 60/12,060 ³⁾ One- touch Templates for storage of personalised settings or workflows, e-BRIDGE Open Platform ¹⁾ , Embedded Web Browser, Job Skip ³⁾ Role Based Access, LDAP support, 50/1,000 ³⁾ department codes & 100/10,000 ³⁾ user codes, card reader ¹⁾ , private print ³⁾ , standard data encryption with Toshiba Secure HDD ³⁾ , Data Overwrite Enabler ¹⁾ ³⁾ , IP and MAC address filter, port filter, support of SSL and IPsec ¹⁾ protocols, IEEE802.1x support ¹⁾ , IEEE2600.1 compliant ¹⁾ ³⁾ , Scan to Secure PDF ¹⁾	 Unit 2 Petersfield Business Park Bedford Road Petersfield Hampshire GU32 3QA Tel: 0844 887 0200 Fax: 0844 887 0199 email: support@kewvisum.com

¹⁾ Optional

²⁾ 1GB = 1 billion bytes; the actual formatted capacity is less. Available capacity will also be less if software applications are pre-installed.

³⁾ Requires Toshiba Secure HDD on non cse models

⁴⁾ Included with cse models

Productivity and paper specifications are related to a paper size of A4 and a paper weight of 80 gsm if not otherwise mentioned.

TOSHIBA TEC UK IMAGING SYSTEMS LTD

ABBEY CLOISTERS, ABBEY GREEN,
CHERTSEY, SURREY KT16 8RB
TEL 01932 580100 FAX 01932 580101
WWW.TOSHIBA.CO.UK/IMAGING

Follow us on  @ToshibaTEC_UK



Jav.62207.0612

TOSHIBA
Leading Innovation >>>

6BY0COP1578

Technical data is subject to change without prior notice. All company and/or product names are trademarks and/or registered trademarks of their respective manufacturers in their markets and/or countries. All rights reserved. We are constantly making efforts to deliver the latest status of data to our partners. Specifications for some models may change in the time between the production and the release of this documentation. Productivity and paper specifications are related to a paper size of A4 and a paper weight of 80 gsm if not otherwise mentioned. Copyright © 2012 TOSHIBA TEC.