




SP C430 / SP C431 / SP C440 Fuser Replacement

1: Open front cover by pressing these two locks towards you/the front




SP C430 / SP C431 / SP C440 Fuser Replacement

2: This is the fuser




3: To release the fuser you need to push these two levers UP



SP C430 / SP C431 / SP C440 Fuser Replacement

4: Slide fuser towards you and remove...it will now look like this



5: Insert new fuser and ensure that you lock it into place by pushing the two levers down..now close the front cover and all should be OK

